



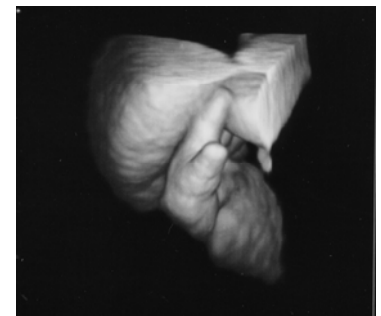
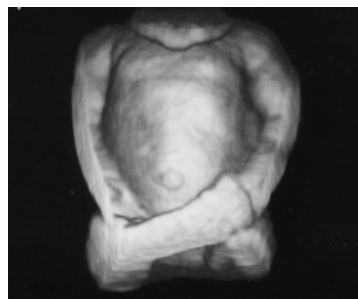
Product Description

ATS Laboratories' 3D (three dimensional) Models 3DFB 3D Full Baby phantom and 3DBH 3D Baby's Head phantom have been specifically designed to provide the user with a scanning demonstration device for 3D surface contour rendering and 3D reconstruction. The estimate fetal gestational age is between 36-40 weeks.

These Models 3DFB and 3DBH are manufactured using our rubber based tissue-mimicking material. This TM material insures durability, acoustically stability, accuracy and the optimum in design flexibility.

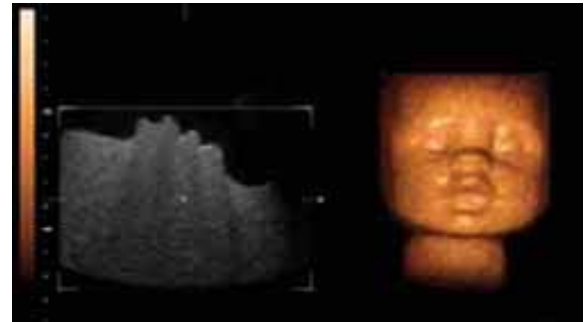


Model 3DFB
3D Full Term Baby Phantom



Model 3DBH

Baby's Head Teaching Phantom



Specifications

General		Model 3DFB	Model 3DBH
	Overall Dimensions	360 mm x 200 Dia.*	22 x 20 x 12cm *
	Weight	11 Kg*	4.7 Kg*
	Scan Surfaces	1	3

*Approximate measurements

Tissue Mimicking Material	
Type	Urethane rubber
Freezing Point	< -40°C
Melting Point	> 100°C
Attenuation Coefficient Background	0.5 dB/cm/MHz ± 5.0
Speed of Sound	1450 m/s ±1.0% at 23°
Contrast relative to background material	+15 dB

Care of the Rubber-Based Phantom

For best results the phantom should be kept clean at all times. In particular a build-up of dried coupling gel on the scan surface should be avoided. The phantom may be cleaned with mild hand soap and warm water. Particularly stubborn stains and dirt may be removed with a mild household cleaner. The use of petroleum solvents should be avoided since they may adversely react with the rubber-based material.